

SE-12 *Micro Type Wireless Spy Earphone System*

- Most concealed Earphone design suit for High secret & most dangerous mission use
- Inductive system to get most compactable
- Automatic Squelch circuit
- Noise and Loudness filter
- Compatible with any communicating system
- Most Reliable & Comfortable Design



● Specification

Max Audio Output	95 dB at 3 KHz
Average Audio Output	75 dB
Frequency Range	300 Hz to 5 KHz
Distortion	Less Than 2%
S/N Ratio	> 50 dB at 2 KHz
Receiver	Magnetic
Amplifier	Full Custom IC
Battery	SR416SW (1.55 V) x 1 pc
Battery Lift time	15 Hrs
Dimensions (Earphone)	3 (L)X 5 (W)X 7 (H) mm
Weight (Including Bat.)	0.8 g


● Standard Shipping Accessory



Earphone



Loop-Typed Inductor



Gum-Typed Inductor

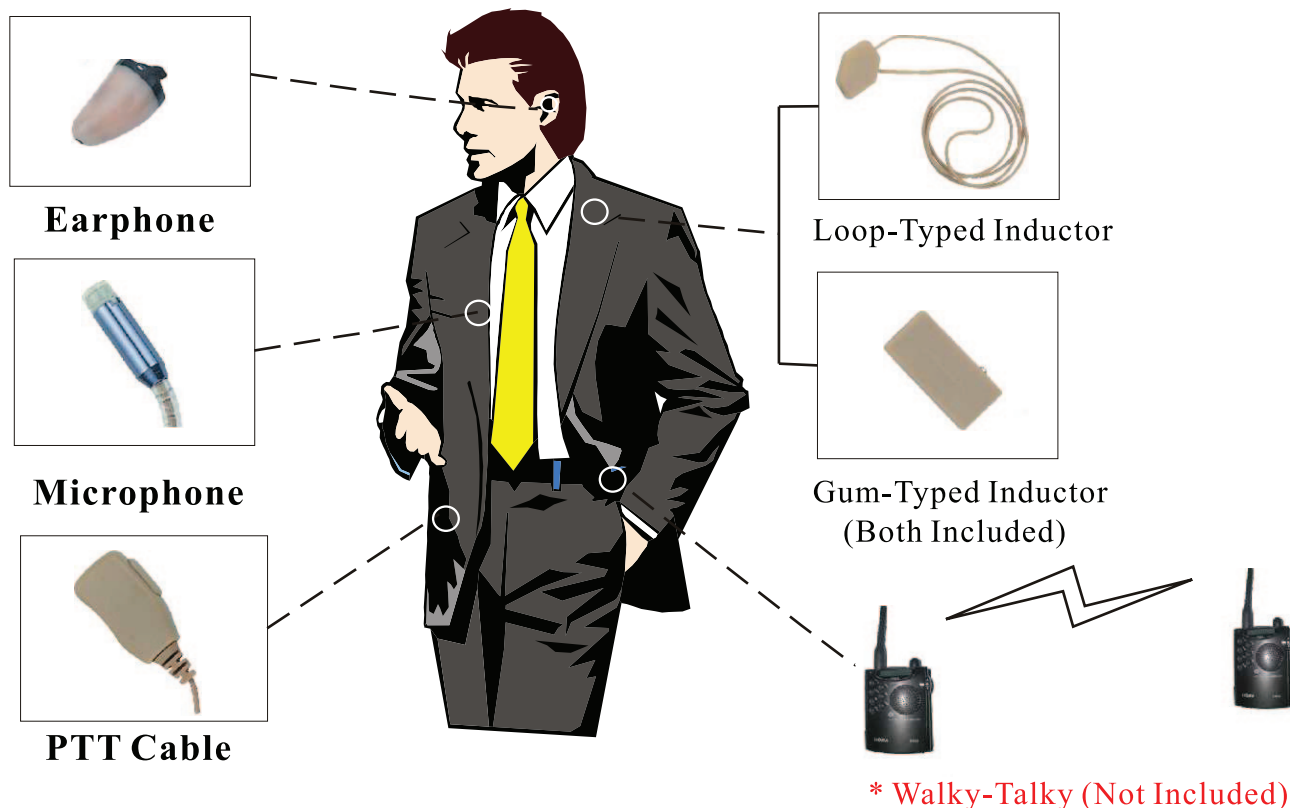


PTT Cable /w Mic.



Silver-Oxide Battery


SE-12 Micro Type Wireless Spy Earphone System Operation Instructions



-----Wearing Suggestion-----

Steps

1. Insert an SR416SW-typed cell into the earphone then place it into canal of either left or right ear (If a faint sound can be heard then it's functioning correctly.)
2. Two ways of setting up the connection.



Plug the PTT cable into a walky-talky (Not Included, can be purchased from your local country or from us) at one end then into either the loop-typed or gum-typed inductor at the other as photographed. If loop-typed is used, simply wear it around one's neck. If gum-typed is used, stick it on your shirt 15~20cm apart from the earphone.

3. One extra walky-talky from control center can be used to communicate with one who wears the spy earphone system. (Two walky-talky's have to be adjusted to the same frequency.)