



# PocketEagle NT

World's most advanced spy phone

Quick Manual





Table of Contents

1. Local network .....	1
2. 3G/4G Network .....	2
3. Quick usage .....	10

*Thanks for using our products.*

*Beling Team.*

# PocketEagle R4

World's most advanced spy phone

Each device comes with predefined optimal streaming and recording settings.

Please do not make changes to settings before you read the detailed manual. Especially do not change the settings for stream orientation, recording codec, and video resolution.

There are two main ways of using the spyphone—in a **local wireless network** or over the **Internet**.

## 1. Local Network

The person with phone A creates a hotspot and the person with phone B connects to it. Notice that the person with phone A can be at a distance from the person with phone B. For example, a few tables away in a coffee bar. The person with phone A, in the web browser (Chrome, Firefox, Dolphin, or others) types phone B's IP address and connects to it. Now the person with phone A can watch stream, swap stream between the front and back camera, zoom, adjust exposure, take photos, and so on.



# PocketEagle R4

World's most advanced spy phone

## 2. 3G/4G Network

The person with spyphone (B) can forward its IP address to the person (C) in the base. Please note that spyphone (B) has to have a public IP address if you want to access web interface. If you are unable to get a public IP, there is a third way to connect to a device—using Ivideon web service. Please also note that while using the Ivideon web service you won't be able to access most of the features that are provided in web GUI. You will be only able to watch video stream using Ivideon.



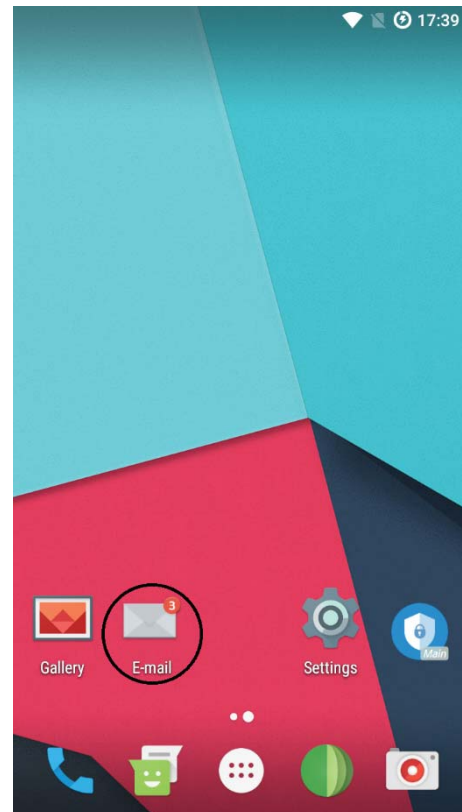
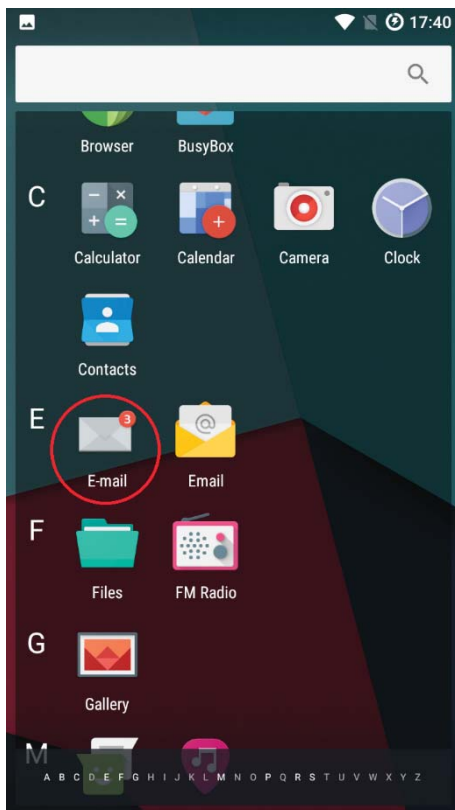
# PocketEagle R4

World's most advanced spy phone

## 3. Quick usage

The application can stream video and audio while you continue using other applications, for instance while using Facebook. This application can also stream video and audio while the phone is locked (black screen streaming).

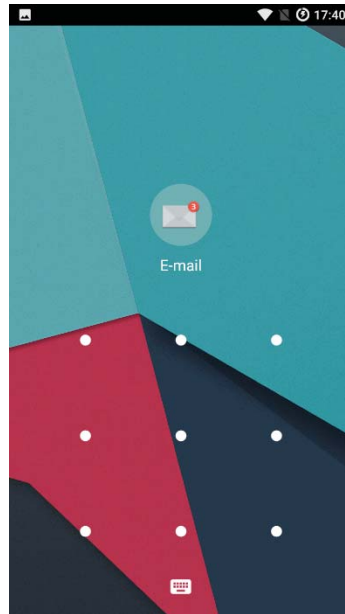
A shortcut on the desktop can be used to automatically start video or audio streaming with predefined settings, while a shortcut in the menu is used to access settings.



# PocketEagle R4

World's most advanced spy phone

The application is locked with a pattern, and hence, unauthorized users cannot access your E-mail app (hidden streaming server).



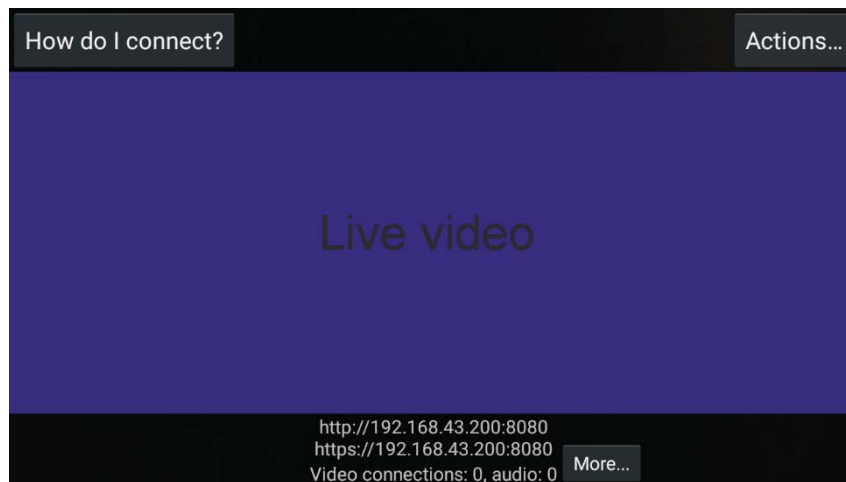
You can find the pattern and other information regarding unlocking your particular device on the account paper that comes with each device.

# PocketEagle R4

World's most advanced spy phone

After starting a stream by clicking on the “E-mail” shortcut on the desktop, or by clicking “Start Server” inside the hidden streaming application, you can easily share access to your video/audio stream with other people by clicking **Actions** → **Share IP**. Or you can simply forward the IP address found at the bottom of the stream preview.

If you are not connected to any network, there should be no IP address. Wireless networks are given priority over 4G networks. Hence, if you want to use 4G streaming, disable the Wi-Fi.



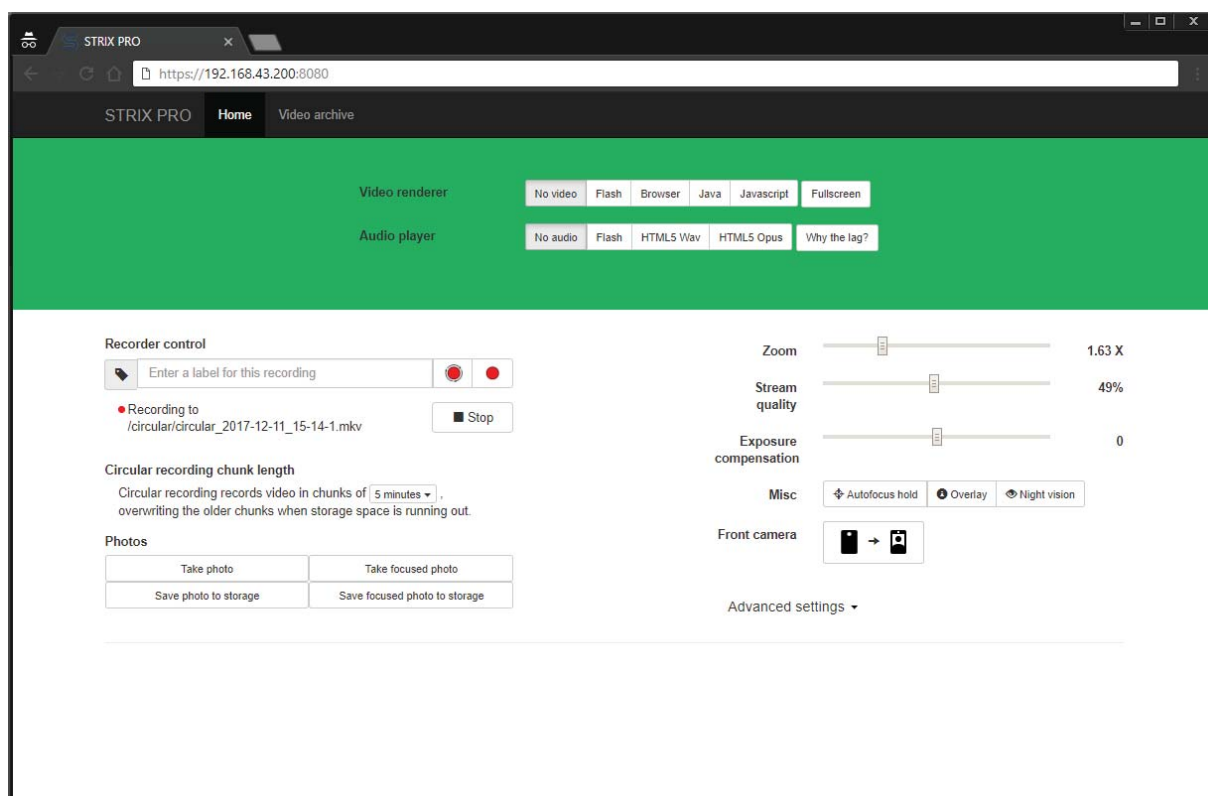
After starting the video stream, you can quickly put the video streaming app in background by pressing the “Home” key.

# PocketEagle R4

World's most advanced spy phone

In order to be able to connect to the video stream, the spyphone and client have to be in the same wireless network. If they are not, the client can access the spyphone via internet, but the spyphone needs to have the public IP address on 3G/LTE connection for this. There is a third way of creating a connection when the client and spyphone are in different networks and the spyphone does not have a public IP address. This is described in the detailed manual.

When you open the IP address in a web browser, the following interface should show. **You can check what the username and password are for logging in to the web GUI on the accounts paper** (this is different for each device).



There are different ways of rendering a video and listening to audio streams depending on the type of browser. Hence, pick the one that you think works best for your browser.

In the video archive section, you can download or delete recorded video files.

Almost all browsers say that this connection is not secure; this is a false positive, since we use self-signed SSL certificates. To be precise, if you are visiting an https:// site, the connection is secure, even when the browsers say it is not. If you are visiting an http:// site, your connection is not secure.